



MetLife®


MyBenefits Registration Overview

MyBenefits provides you with a personalized, integrated and secure view of your MetLife-delivered benefits. You can take advantage of a number of self-service capabilities as well as a wealth of easy to access information including planning tools and oral health awareness material.* MetLife is able to deliver services to you that empower you to manage your benefits and not have to rely on your employer. As a first time user, you will need to register on MyBenefits. This will require you to follow the steps outlined below.

Registration Process for MyBenefits

Provide Your Company Name

Access MyBenefits at www.metlife.com/mybenefits and enter your company name and click 'Submit.'

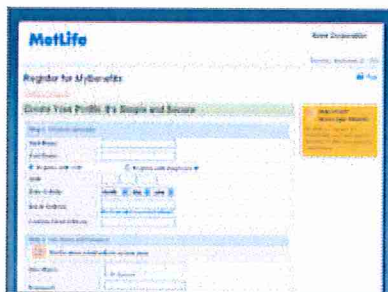


Step 1: The Login Screen

On the Home Page, you can access general information. To begin accessing personal plan information, click on 'Register Now' and perform the one-time registration process. Going forward, you will be able to log-in directly.

Step 2: Enter Personal Information

Enter your first and last name, Social Security or Employee ID number, date of birth, and e-mail address.



Step 3: Create a User Name and Password

Then you will need to create a unique user name and password for future access to MyBenefits.

The User Name must be a minimum of 8 characters and include at least one letter and one number (i.e. johnsmith1 or 1234567b). The Password must be a minimum of 6 characters and include at least one letter and one number (i.e. jsmith2 or 23451a).

Step 4: Security Verification Questions

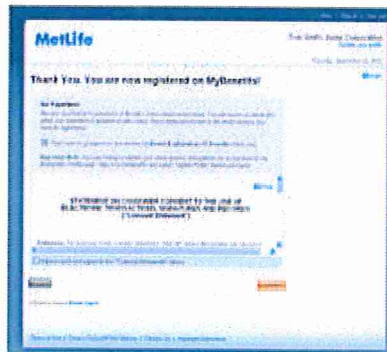
Lastly, you will need to choose and answer three identity verification questions, to be utilized in the event you forget your password.

Finally, you will be asked to read and agree to the Web site's Terms of Use.

Step 5: Process Complete

Now you will be brought to the "Thank You" page.

Lastly, a confirmation of your registration will be sent to the e-mail address you provided during registration.



* Available only to dental benefits participants.